



Things to remember

- Pets must be on leashes (no longer than eight feet) and under physical control at all times. Pets must be cleaned up after on all state park lands.
- Motorcycles of all kinds and horses are prohibited on trails.
- Please confine hiking and other activities to within park boundaries; private property abuts the park.
- Bottles and cans are not permitted on beaches or trails. Keg beer is not permitted in the park. Alcohol must remain at the picnic site.
- Help us conserve natural resources. State Parks encourages you to take your recyclables home or deposit them in the nearest recycling center. Not only will you keep our parks beautiful, you will lower garbage collection costs, freeing dollars for maintenance and improvement projects.
- Park hours are from 8 a.m. to dusk.




Washington State Parks



Your guide to

Saint Edward State Park



Washington State Parks and Recreation Commission

P.O. Box 42650
Olympia, WA 98504-2650
(360) 902-8500 • TDD (360) 664-3133
www.parks.wa.gov



Commission members:

Mickey Fearn Joe Taller
Fred Olson Joan Thomas
Bob Petersen Cecilia Vogt
Eliot Scull

Agency director: Rex Derr

All Washington state parks are developed and maintained for the enjoyment of all people, regardless of age, sex, creed, ethnic origin or physical limitation.

To request this brochure in an alternative format, please call (360) 902-8844 or the Washington Telecommunications Relay Service at (800) 833-6388. P&R 45-87000-1 (07/07) ♻️



A place for serenity

Welcome to Saint Edward State Park, a day-use park with sprawling lawns and forested trails, all set around impressive, Romanesque Revival style brick buildings of a former Catholic Seminary. Situated in Kenmore, the park is a quiet haven in the midst of the urban bustle. At Saint Edward, you'll find a pleasant picnic area, well-groomed trails through the woods to the shore of Lake Washington and a charming garden alcove for reflection.

Saint Edward State Park is the largest remaining undeveloped area on Lake Washington. Those who take the time to hike the trails may enjoy 3,000 feet of shoreline and many species of birds, animals, plants and trees including Douglas fir, Western hemlock, red alder, bigleaf maple, Western redcedar and Pacific madrone.

A place for fun

Saint Edward State Park is a great place for family and group picnics, nature activities such as bird watching and photography, and for recreation such as fishing, mountain biking and hiking. Many runners and walkers enjoy the trails and open grounds at Saint Edward.



Special recreational facilities at the park include an Olympic-size pool for swimming, and fields for soccer, baseball and volleyball. For pool and gym information, please call Northwest Center at (425) 823-6983. In addition, a full-size gymnasium and meeting rooms are available for rent.

Small, casual groups of users are welcome anytime to use the picnic areas. Groups of more than 20 people should contact the park manager for reservations.

Mountain biking is a popular activity at Saint Edward, where a labyrinth of trails take visitors through a lush forest to the shores of Lake Washington. Many trails are available for use by mountainbikers, while others are restricted to hiking only, for the safety of park guests.

A place for memories

Two special parts of Saint Edward are available for rent for important events such as weddings, receptions, reunions and ceremonies of all kinds.

Saint Edward Grand Dining Hall is a large, graceful hall with polished tile floors, original chandeliers and arched windows, lending a feeling



of elegance to events such as weddings, receptions and reunions. The floor may be used for dancing, and there's a performance riser available. Event clients must provide their own catering, servers, linens, china and glassware. Chairs, tables and outdoor canopies are available for rent. The dining room has a maximum capacity of 50 people.

Saint Edward Grotto, a secluded garden alcove once used by priests at the seminary, makes a serene and beautiful setting for a wedding or memorial service. Those who stroll under the canopy of trees into the Grotto will find a rock altar which may be used in wedding or other intimate services for up to 120 people. Visitors may

arrange for catering outdoors. Picnic areas and restrooms are nearby. Rental of the Grotto may be arranged in conjunction with rental of the Grand Dining Hall for a reception following a ceremony.

To contact the park manager, call (425) 823-2992 or the Telephone Device for the Deaf at (253) 931-6345.

A place of history

In the late 1920s, Bishop O'Dea of the Seattle Catholic Diocese purchased the property with his own personal inheritance and donated it to the diocese for use as a seminary by the Sulpician Order, an educational order of priests. The seminary was named for Edward the Confessor, founder of Westminster Abbey and king of the West Saxons of England in the 11th Century. On Oct. 13, 1930, on the feast of Saint Edward, the cornerstone of the seminary was laid.

Construction began March 1931 and was completed by September that year.

For many years, the seminary was operated as a boy's school and seminary. Then in the fall of 1977, because of declining enrollment and changes in the education of seminarians, the Seattle Diocese sold 316 acres, including the seminary buildings, to the state of Washington for use as a park. In June 1978, the grounds of Saint Edward State Park were opened to the public. In September 1997, the former seminary building was placed on the Washington State Heritage Register, and in 2007, it was placed on the National Historic Register.

Directions to the park

To find the park from Highway 405 from the south, take exit 20A at N.E. 116th Street and turn west under the freeway. Travel 4.5 miles towards Kenmore (at 98th Avenue Northeast, 116th Avenue becomes Juanita Drive Northeast). The park entrance is on the left just past 143rd Avenue.

From the north on Highway 405, take exit 23D, Highway 522 to Bothell. Travel south on 522 through Bothell to Kenmore. Turn left on 68th Avenue. Continue south for 1.5 miles (68th becomes Juanita Drive at Simonds Road). The park entrance is on the right.

To find the park from I-5, take exit 175, 145th Street. Travel east to Bothell Way. Turn left on Bothell Way and drive three miles. Turn right on 68th Avenue. Follow directions as above.

Parking at Saint Edward is extremely limited. Carpooling is highly recommended.

Legend

-  Hiking-only trail
-  Hiking and biking trail
-  Road
-  Restroom
-  Trailhead
-  Easiest
-  More difficult
-  Most difficult
-  Information Kiosk
-  Playground

