

## **Guidance for joining LiveEvent Meetings**

*Thank you for participating in this virtual public meeting. During the current COVID-19 pandemic, this is an important way for us to engage the public in State Parks planning projects. We appreciate your comments and patience using these tools. If you try the tips below and still cannot join the meeting, call the project contact listed on the web page. Staff will be available to respond to your calls during the meeting.*

### **Joining with Computer**

For PC and Mac users:


- Choose “Watch on the Web Instead” if you don’t want to download the app
- If you’re having trouble connecting, try other browsers. Chrome or Edge seem to be the best choices as Safari and Firefox are not fully supported by Teams. However, they still may work fine with Teams LiveEvents since no video or audio is required. Also, the default Samsung browser has worked well for some folks using Android tablets.
- In most cases, you’ll want to “Sign in Anonymously” vs. sign in with Microsoft account. If you do try to sign in with Microsoft account and it doesn’t work, go back and start again and choose “sign in anonymously”. You will still be able to identify yourself once you get to the Q&A portion of the meeting
- Try downloading the Teams app if you can’t get on through the Web browser

### **Joining with Mobile Devices**

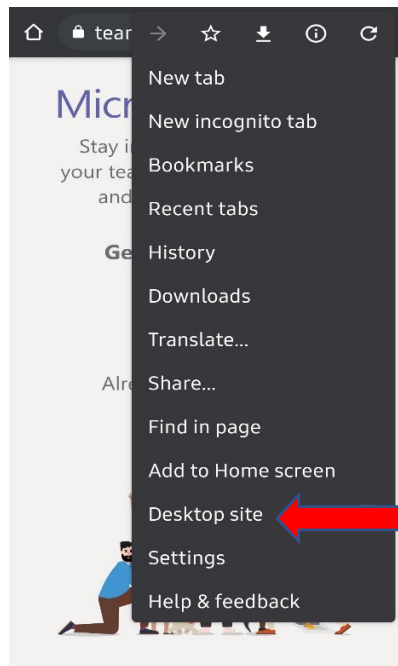
- Download the app or
- Use the desktop version of the browser – see instructions below.

If you are using a mobile device the link may bring you to a page that does not show the “watch on the web instead” option. Please try the following:

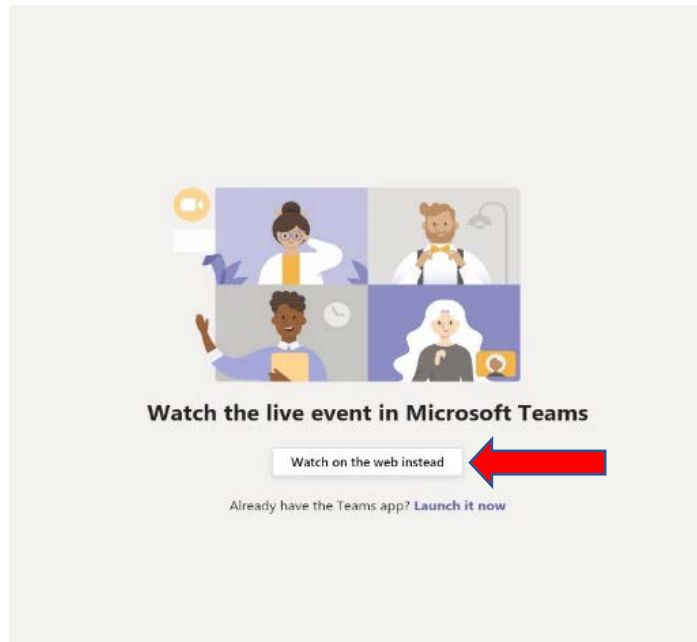
1. If the link brings you to this screen, tap/select the three dots in the upper right corner.



2. The following menu will drop down. Select “Desktop site”.



3. That will bring you to this screen. From here select “Watch on the web instead”.



4. When this screen comes up choose to join anonymously. You will then be able to view the meeting.

